



STELLAR *quickship*


HANDCRAFTED IN AMERICA

Sonoma
TILEMAKERS





3x6 SQUARE EDGE



3x9 SQUARE EDGE

LINERS & MOULDINGS



1/2x8
WARREN



1 5/8x8
BRUNO



2 1/2x8
CANAL



1/2x8
TRIMBLE



2x8
DUANE



4 1/2x8
MILLENNIUM

BULLNOSE & TRIM



5/8x6
EDGE TRIM



3x6
SQUARE EDGE BULLNOSE
LONG EDGE



3x9
SQUARE EDGE BULLNOSE
LONG EDGE



1x6
QUARTER ROUND




3x6
SQUARE EDGE BULLNOSE
SHORT EDGE




3x9
SQUARE EDGE BULLNOSE
SHORT EDGE

STELLAR *quickship*


COLOR PALETTE



BLANCO
GLOSSY




GARDENIA
CRACKLE




CLOUD DANCER
GLOSSY



CREAMY CRACKLE
CRACKLE



GOOSE DOWN
MATTE



PEARL MATTE
MATTE



METRO GRAY
GLOSSY



AQUARIUS
GLOSSY



BOSSY GRAY
GLOSSY




PENTHOUSE
CRACKLE



DAYDREAM
CRACKLE



RAINSTORM
CRACKLE



RICE PAPER
CRACKLE



SMOKE
CRACKLE



OTTER
CRACKLE



TRUFFLE
CRACKLE

COLORS WILL VARY. ALWAYS REFER TO RANGE BOARDS AND CURRENT SAMPLES.

STELLAR *quickship*

HANDCRAFTED IN AMERICA

THE handcrafted DIFFERENCE

Stellar *quickship* showcases the same gorgeous handcrafted quality of our core Stellar line. Available in the very popular subway format, it comes in the most exquisite palette. The best part? It's ready to ship quickly.

AT-A-GLANCE

- 16 COLORS
- FIELD TILE (3x6 AND 3x9)
- BULLNOSE & TRIM
- (2) LINERS
- (4) MOULDINGS
- CERAMIC TALC BODY

JUST SO YOU KNOW...

- Crackle glazes require periodic maintenance to avoid moisture intrusion.
- Matte glazes have a high resistance to abrasion, but may be prone to staining.
- Test all dark grouts prior to installation.

For more detailed technical information, visit sonomatilemakers.com

APPLICATIONS

INTERIORS	EXTERIORS	POOLS	SHOWERS	LIGHT DUTY COUNTERTOPS	Recommended applications must follow detailed installation and usage instructions at sonomatilemakers.com
YES	YES (EXCEPT FREEZE-THAW)	NO	YES (INCLUDING STEAM)	YES	

We are committed to delivering the highest quality handcrafted tile to you. Variation in shade, texture and size are inherent characteristics of our handcrafted tile. Always inspect your tiles before they are installed as installation constitutes acceptance.